

You have been assigned as a Presenting Faculty Member for the upcoming CME Activity!

Upon logging in to the Faculty Resource Center, you will find the following items for completion in Section 1: Your personal information and documents:

- Contact Information and Passphrase
- Curriculum Vitae or Similar (Resume)
- Continuing Education Agreement

The completion status of these items is indicated by either a **Red X** (Incomplete) or a **Green Check** (Complete). If any of these items are marked with a **Red X**, please complete the item in order for the system to release you to continue to Section 2: Activities.

Log out LOGGED IN AS ADMIN

Welcome, Faculty This is the first time you have logged into this system.

Enter or update your personal and professional information in part 1 before submitting proposals or completing presentation information in part 2.

**1 Your personal information and documents**

Your personal and professional information must be completed before you can submit proposals or presentation materials.


<b>Contact information and pass phrase</b> ⚠ Incomplete: please take action! CLICK TO COMPLETE	<b>Curriculum Vitae or professional résumé</b> ⚠ Incomplete: please take action! CLICK TO COMPLETE	<b>Continuing Education agreement</b> ⚠ Incomplete: please take action! CLICK TO COMPLETE
--	--	---

**2 Activities** Activities are shown below in reverse date order.

*SUMMIT 2015: Delivering Excellence — Achieving State-of-the-Art Healthcare*




💡 All sections under "Your Personal Information and Documents" must be complete before you can proceed with this activity.

Because you are a **presenter** for one or more abstracts or presentations in this activity, you must provide disclosure for the activity after you have completed the personal information and documents, above.

Log out Contact Support Powered by PESG 

Upon completion of Section 1, indicated by the presence of a **Green Check** on each of the three items, Section 2: Activities will become available for completion.

The first item to be completed in Section 2 is the Faculty Disclosure Form. The completion status of this item is indicated by either a **Red X** (Incomplete) or a **Green Check** (Complete). If this item is marked with a **Red X**, please complete the item in order for the system to release you to continue the completion of Section 2.

<b>Contact information and pass phrase</b>  Complete: May 27th, 2015	<b>Curriculum Vitae or professional résumé</b>  Complete: May 27th, 2015	<b>Continuing Education agreement</b>  Complete: May 27th, 2015
CLICK TO REVIEW OR UPDATE	CLICK TO REVIEW OR UPDATE	CLICK TO REVIEW OR UPDATE

**2 Activities** Activities are shown below in reverse date order.


**SUMMIT 2015: Delivering Excellence — Achieving State-of-the-Art Healthcare**

Because you are a **presenter** for one or more abstracts or presentations in this activity, you must provide disclosure for the activity.

X

Completed Disclosure

INCOMPLETE

 ENTER

Once the Faculty Disclosure Form has been completed, indicated by the presence of a **Green Check**, the Assigned Session grid will become available. Each session you have been assigned to will appear in the grid. Please review each session for accuracy and contact us if you feel you have been incorrectly assigned to a session.

**2 Activities** Activities are shown below in reverse date order.

**SUMMIT 2015: Delivering Excellence — Achieving State-of-the-Art Healthcare**

Because you are a **presenter** for one or more abstracts or presentations in this activity, you must provide disclosure for the activity.

✓


Completed Disclosure

Last saved on May 27th, 2015

 REVIEW









No further submissions will be accepted for this activity.


**ABSTRACTS** — ALL SUBMISSIONS CLOSED ON May 20th, 2015 AT 5:00PM PDT


 Toggle Abstracts


**PRESENTATIONS** — ALL UPLOADS AND UPDATES CLOSED ON December 31st, 1969 AT 4:00PM PST

You are listed as a presenter for the following session.

Public ID	Title, Details, and Related Actions
	<p><i>Sample Session Name</i></p> <p>Scheduled on September 1st, 2015 from 10:30AM to 12:00PM</p>
TEST ID	<p> <b>Learning Objectives:</b> Click  below to enter. Click to toggle display</p> <ul style="list-style-type: none"> <li> 1. Test Learning Objective</li> <li> 2. Test Learning Objective</li> <li> 3. Test Learning Objective</li> </ul> <p> <b>Presentation File:</b> Click  below to upload. Click to toggle display</p> <p> Presentation Document:  <span style="color: red; font-weight: bold;">Presentation has not been uploaded.</span></p>

 Log out

 Contact Support


Powered by PESG 

For each session you have been assigned, learning objectives and a presentation file must be provided.


To complete or update the learning objectives of an assigned session, please click the icon indicated by the black arrow on the image below:

**2 Activities** Activities are shown below in reverse date order.


**SUMMIT 2015: Delivering Excellence — Achieving State-of-the-Art Healthcare**  
Because you are a presenter for one or more abstracts or presentations in this activity, you must provide disclosure for the activity.



Completed Disclosure  
Last saved on May 27th, 2015











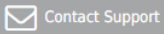

REVIEW

No further submissions will be accepted for this activity.  
**ABSTRACTS — ALL SUBMISSIONS CLOSED ON May 20th, 2015 AT 5:00PM PDT** 

**PRESENTATIONS — ALL UPLOADS AND UPDATES CLOSED ON December 31st, 1969 AT 4:00PM PST**

You are listed as a presenter for the following session.


Public ID	Title, Details, and Related Actions
	<i>Sample Session Name</i> Scheduled on September 1st, 2015 from 10:30AM to 12:00PM
TEST ID	 Learning Objectives: Click  below to enter. Click to toggle display  1. Test Learning Objective  2. Test Learning Objective  3. Test Learning Objective
	 Presentation File: Click  below to upload. Click to toggle display Presentation Document: <i>Presentation has not been uploaded.</i>

 Log out  Contact Support Powered by PESG 


To upload or update the presentation file for an assigned session, please click the icon indicated by the black arrow on the image below:

**2 Activities** Activities are shown below in reverse date order.


**SUMMIT 2015: Delivering Excellence — Achieving State-of-the-Art Healthcare**  
Because you are a presenter for one or more abstracts or presentations in this activity, you must provide disclosure for the activity.



Completed Disclosure  
Last saved on May 27th, 2015











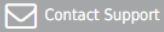

REVIEW

No further submissions will be accepted for this activity.  
**ABSTRACTS — ALL SUBMISSIONS CLOSED ON May 20th, 2015 AT 5:00PM PDT** 

**PRESENTATIONS — ALL UPLOADS AND UPDATES CLOSED ON December 31st, 1969 AT 4:00PM PST**

You are listed as a presenter for the following session.

Public ID	Title, Details, and Related Actions
	<i>Sample Session Name</i> Scheduled on September 1st, 2015 from 10:30AM to 12:00PM
TEST ID	 Learning Objectives: Click  below to enter. Click to toggle display  1. Test Learning Objective  2. Test Learning Objective  3. Test Learning Objective
	 Presentation File: Click  below to upload. Click to toggle display Presentation Document: <i>Presentation has not been uploaded.</i>

 Log out  Contact Support Powered by PESG 

## Prior to uploading a presentation file, please review the Helpful Hints for Successful Uploads.

Log out Home Page LOGGED IN AS ADMIN

### Upload or Replace Your Presentation

Use the buttons below to upload your presentation to the server or replace your existing presentation. Once successfully uploaded—or if your presentation was uploaded previously—the file will appear below with a “Delete” button in the event you provided the wrong document. Use the navigation elements above or in the page footer to return home after completing your upload.

#### Helpful Hits for Successful Uploads

1. To make reviewing your presentation easier, filenames should not contain spaces, colons (:), or slashes (/ or \)
2. Valid file types: PDF, Microsoft® Word (.doc, .docx), and Microsoft® PowerPoint (.ppt, .pptx)
3. **If you need to upload multiple files, combine them into a ZIP archive (.zip) first**
4. To **replace** an existing upload, use the red “Delete” button to delete the old version before uploading its replacement.
5. Macro-enabled PowerPoint (.pptm) and Word (.docm) documents are not permissible (macros are a primary attack vector for Office-based viruses and malware)
6. Encrypted or password-protected documents must be decrypted or unlocked prior to upload to allow for CE/CME review
7. Review the CE/CME Compliance Guidance documentation for assistance in formatting presentations for CE/CME credit.

[+ Add file...](#) [Start upload](#) [Cancel upload](#) [Delete](#)

**Please complete the review, upload, and/or updating of learning objectives and a presentation file for each assigned session. Please contact your program administrator if you experience any issues in completion of these items. Thank you!**